



CytoCell



A Sysmex Group Company

Microdeletion FISH Probes



- CytoCell FISH probes provide bright, tight signals and minimal background
- Ready-to-use, pre-mixed probes save aliquotting time and minimise errors
- Expert FAS and technical specialists on hand to offer unparalleled support
- Our ranges offer exceptional economy with 50 µl packs available for the rarest targets

The OGT Partnership

Behind every sample is a life that can be improved through the right care decisions. The OGT partnership approach is key to providing the highest level of service, working closely with you to understand your unique challenges, customising our approach to meet your exact needs.

Choose CytoCell® probes for your FISH analysis; our effective, accurate and simple to use products enable clinical decision makers to reach the right decisions for each patient, every time.

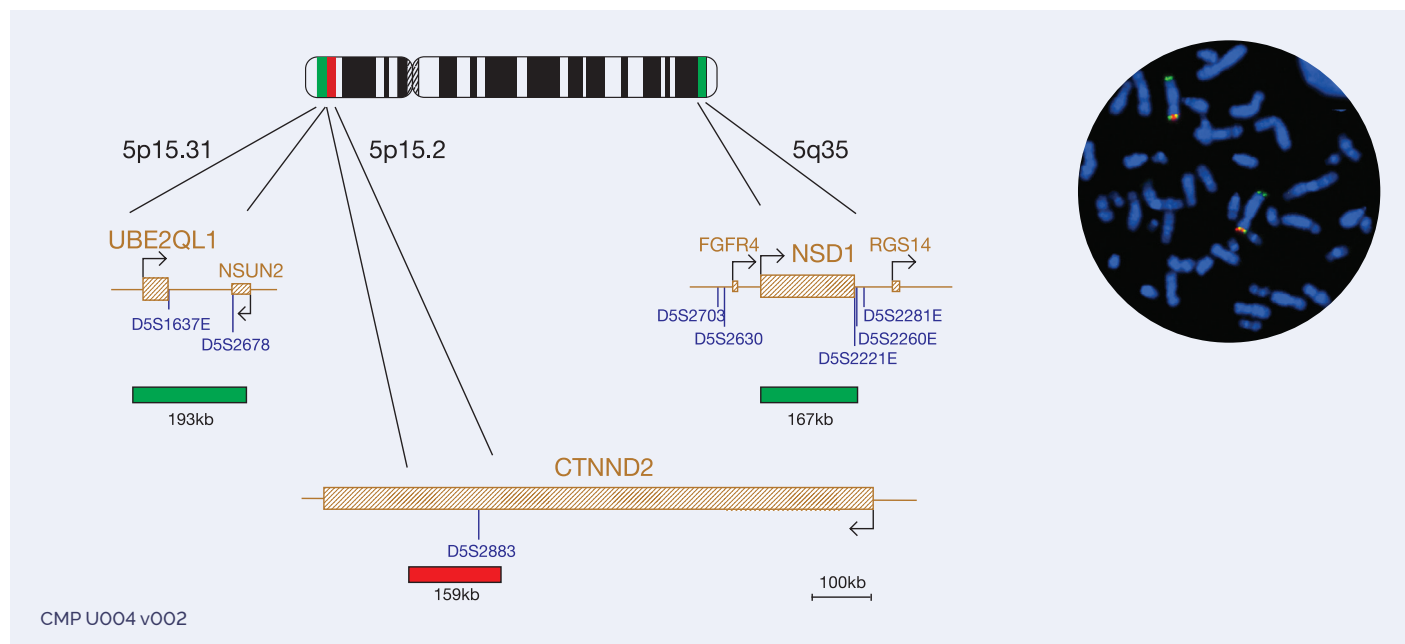
Cri-du-chat Region/Sotos Region

Cat. No. **LPU 013-SA** (50µl) | Cat. No. **LPU 013-A** (100µl)

The CTNND2 probe is 159kb, labeled in red and covers a region including the D5S2883 marker. The UBE2QL1 probe is 193kb, labeled in green and covers a region including the D5S1637E and D5S2678 markers, as well as the entire UBE2QL1 gene. The Sotos probe is 167kb, labeled in green and covers the NSD1 gene. The three unique sequences act as control probes for each other and allow identification of chromosome 5.

Probe Specification

- Cri-du-chat (CTNND2), 5p15.2, Red
- Cri-du-chat (UBE2QL1), 5p15.31, Green
- Sotos, 5q35, Green



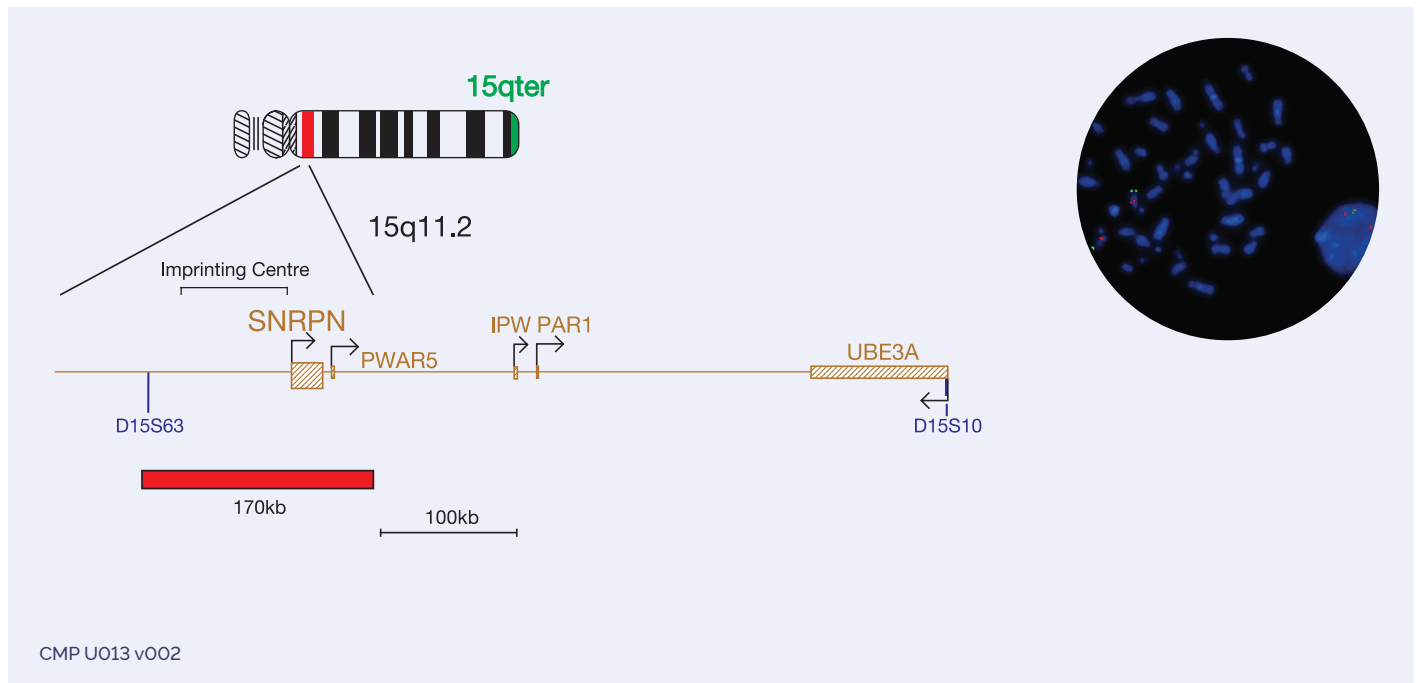
Prader Willi/Angelman (SNRPN) Region

Cat. No. LPU 005-SA (50µl) | Cat. No. LPU 005-A (100µl)

The Prader-Willi/Angelman (SNRPN) probe is 170kb, labeled in red and covers the whole SNRPN gene as well as the entire imprinting center. The 15qter subtelomere specific probe (clone 154P1), labeled in green, allows identification of the subtelomeric region of chromosome 15 and acts as a control probe.

Probe Specification

SNRPN, 15q11.2, Red
 15qter, 15q26.3, Green



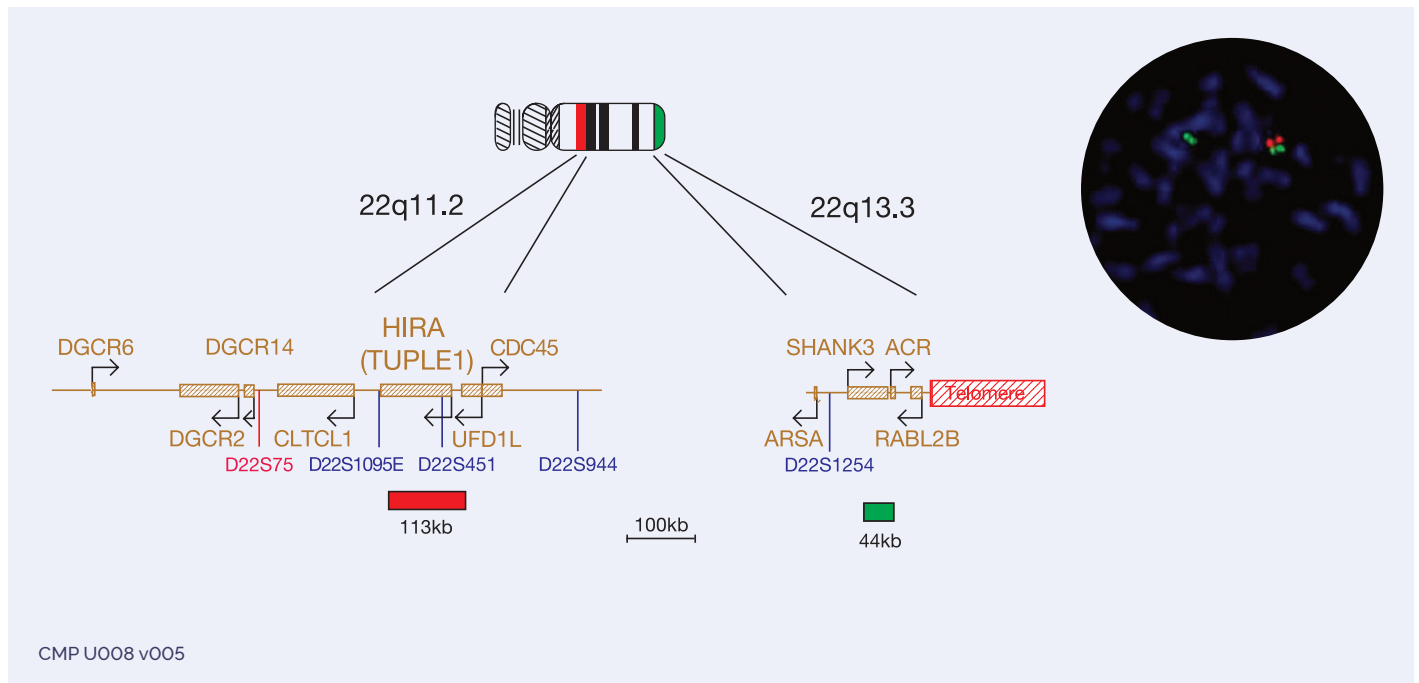
DiGeorge/VCFS TUPLE1 Region and 22q13.3 Region

Cat. No. LPU 004-SA (50µl) | Cat. No. LPU 004-A (100µl)

The TUPLE1 probe is 113kb, labelled in red, and covers most of the TUPLE1 (HIRA) gene. The N85A3 (44kb) probe, labelled in green, is located within 22q13.3 and covers the telomeric end of the SHANK3 gene, allowing for identification of the most distal 22q13.3 deletions. The two unique sequences provide control probes for each other and allow identification of chromosome 22.

Probe Specification

TUPLE1, 22q11.2, Red
 N85A3, 22q13.3, Green



CMP U008 v005

DiGeorge/VCFS N25 Region and 22q13.3 Region

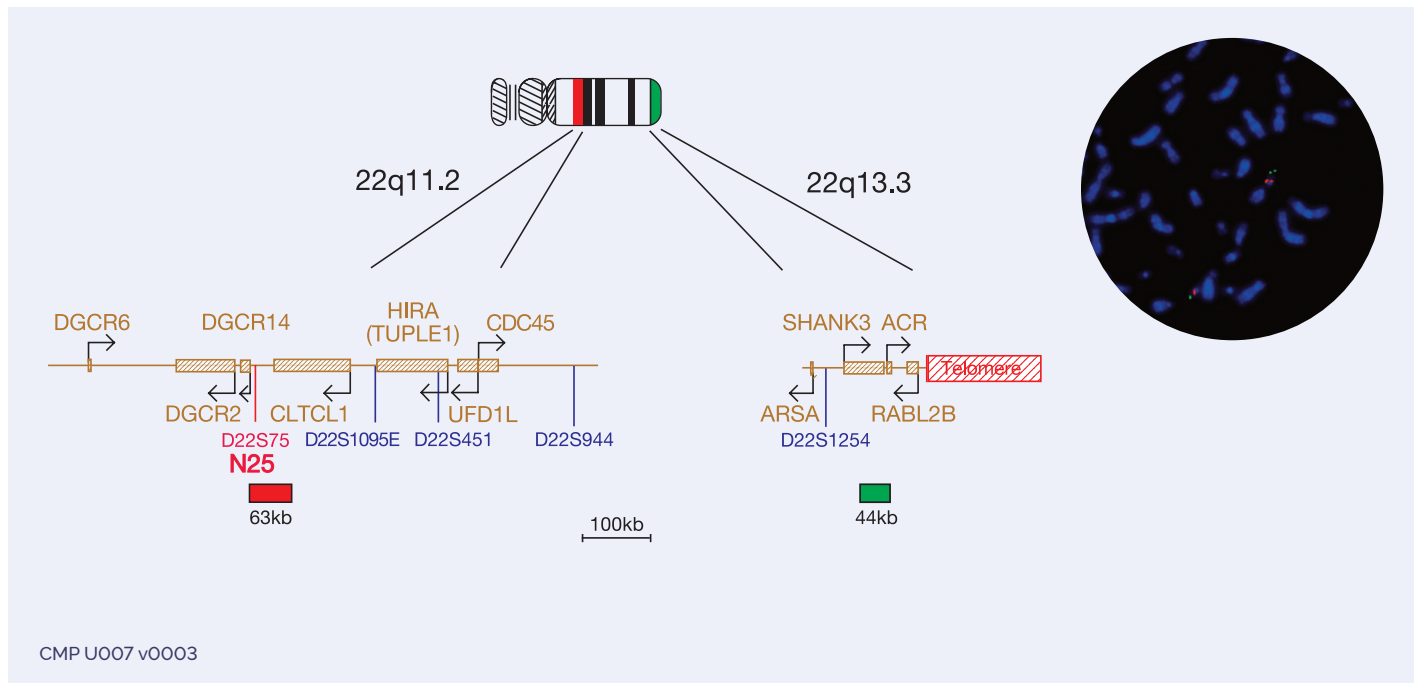
Cat. No. LPU 010-SA (50µl) | Cat. No. LPU 010-A (100µl)

The N25 probe is 63kb, labeled in red and covers a region including the D22S75 marker and the centromeric end of the CLTCL1 gene. The N85A3 (44kb), labelled in green, is located within 22q13.3 band and covers the telomeric end of the SHANK3 gene allowing for identification of the most distal 22q13.3 deletions. The two unique sequences provide control probes for each other and allow identification of chromosome 22.

Probe Specification

N25, 22q11.2, Red

N85A3, 22q13.3, Green



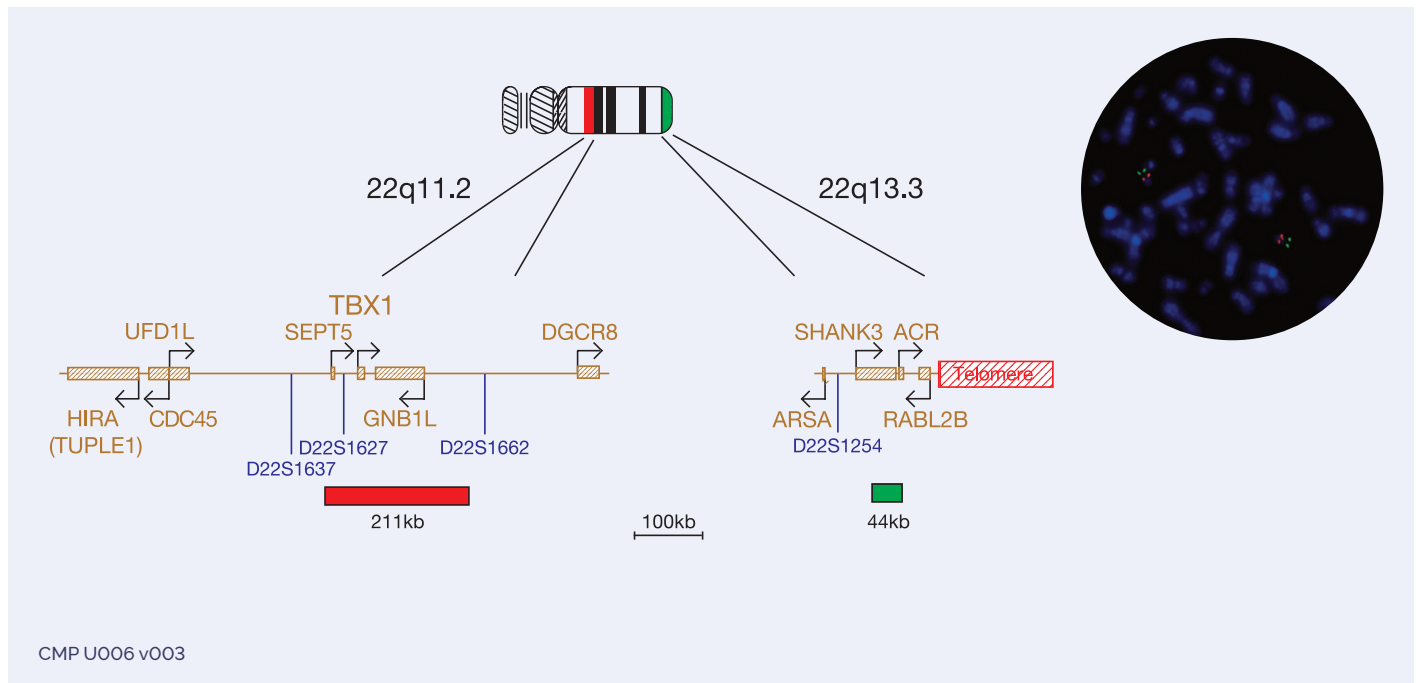
DiGeorge TBX1 Region and 22q13.3 Region

Cat. No. LPU 014-SA (50µl) | Cat. No. LPU 014-A (100µl)

The TBX1 probe is 211kb, labeled in red, and covers the entire TBX1 gene, including the D22S1627 marker. The N85A3 (44kb), labeled in green, is located within 22q13.33 and covers the telomeric end of the SHANK3 gene.

Probe Specification

TUPLE1, 22q11.2, Red
 N85A3, 22q13.3, Green



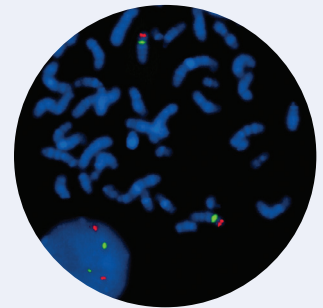
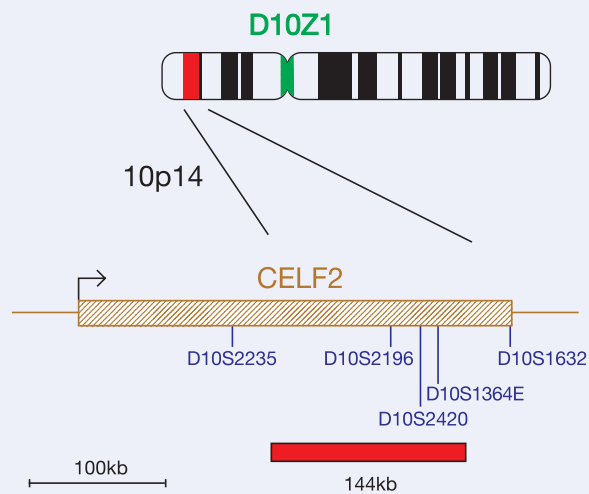
DiGeorge II (10p14)

Cat. No. **LPU 015-SA** (50µl) | Cat. No. **LPU 015-A** (100µl)

The CELF2 probe is 144kb, labeled in red and covers a region including the D10S2196, D10S2420 and D10S1364E markers. The probe mix also contains a probe for the chromosome 10 centromere (D10Z1), labeled in green.

Probe Specification

CELF2, 10p14, Red
 D10Z1, 10p11.1-q11.1, Green



General inquiries

US +1 914 467 5285
 contact@ogt.com
 ogt.com



Ordering information

US +1 833 208 4648
 OGTorders@sysmex.com
 ogt.com

Microdeletion Probe Range

Probe Name	Chromosome Region	Volume (µl)	Cat. No.*
Angelman (UBE3A/D15S10) Region	15q11.2-q12	50 or 100	LPU 006-A
Cri-du-chat Region/Sotos Region	5p15.31/5p15.2/5q35	50 or 100	LPU 013-A
DiGeorge II (10p14)	10p14	50 or 100	LPU 015-A
DiGeorge/VCFS TUPLE1 Region and 22q13.3 Region	22q11.2/22q13.3	50 or 100	LPU 004-A
DiGeorge/VCFS N25 Region and 22q13.3 Region	22q11.2/22q13.3	50 or 100	LPU 010-A
DiGeorge TBX1 Region and 22q13.3 Region	22q11.2/22q13.3	50 or 100	LPU 014-A
Kallmann (KAL1) Region/STS Region	Xp22.31	50 or 100	LPU 016-A
Prader-Willi/Angelman (SNRPN) Region	15q11.2	50 or 100	LPU 005-A
Saethre-Chotzen Region/Williams-Beuren Region	7p21.1/7q11.23	50 or 100	LPU 024-A
SHOX	Xp22.33/Yp11.32	50 or 100	LPU 025-A
Smith-Magenis (RAI1) Region/Miller-Dieker Region	17p13.3/17p11.2	50 or 100	LPU 019-A
SRY	Yp11.31	50 or 100	LPU 026-A
Williams-Beuren Region	7q11.23	50 or 100	LPU 011-A
Wolf-Hirschhorn Region	4p16.3	50 or 100	LPU 009-A

*For 50µl volume replace suffix for -SA e.g LPU ###-SA.



A Sysmex Group Company

**What binds us,
 makes us.**

Oxford Gene Technology Inc., 520 White Plains Road, Suite 500, Tarrytown, NY 10591, USA

CytoCell: This document and its contents are © Oxford Gene Technology IP Limited – 2021. All rights reserved. Trademarks: OGT™ (Oxford Gene Technology IP Ltd); CytoCell® is a trademark of CytoCell Ltd. Analyte Specific Reagent, analytical and performance characteristics are not established. Some products may not be available in the US.

